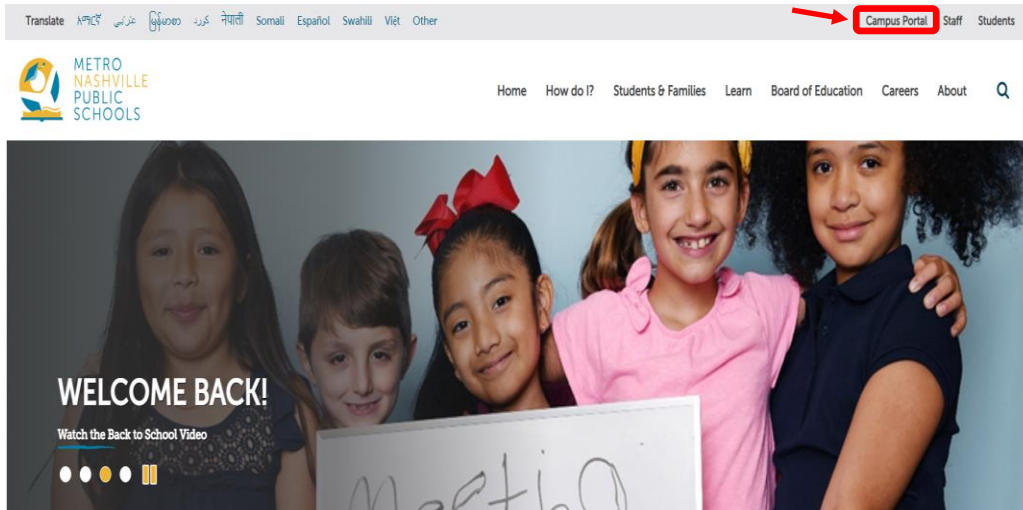


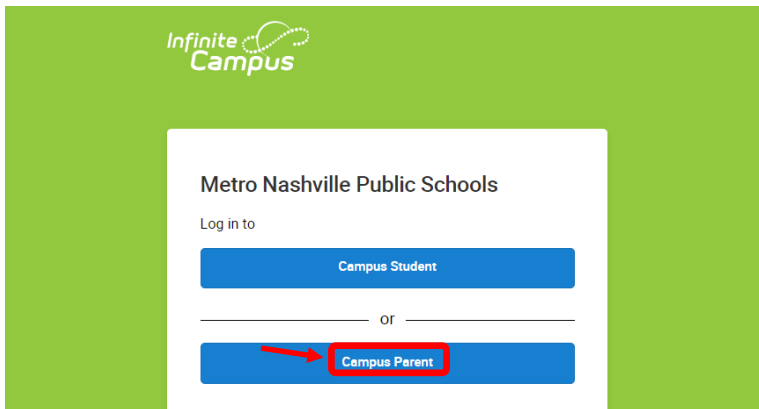
Personalized Student Dashboard (Phase 1)

Accessing the Personalized Student Dashboard

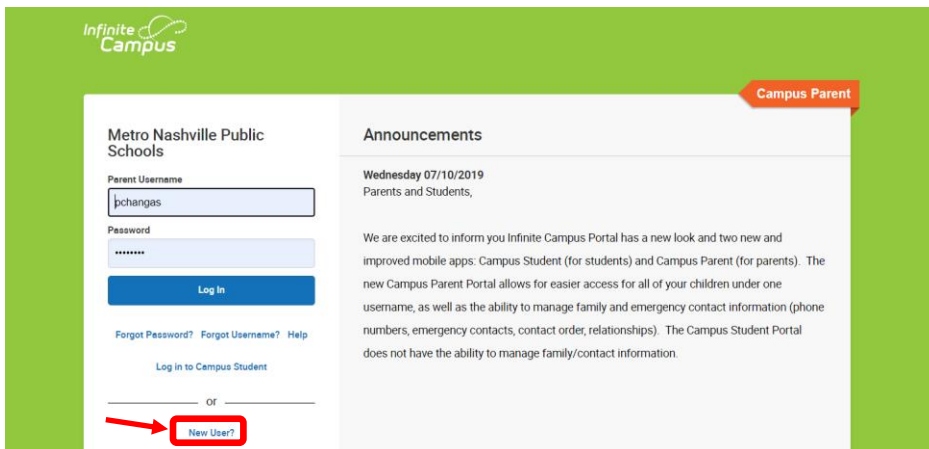
Phase 1 of the student dashboard exists within the parent portal of the district's student information system, Infinite Campus. The first step in accessing the dashboard is to select *Campus Portal* in the upper right corner of the district's home page, mnps.org .



Next, select *Campus Parent* from the Infinite Campus screen.

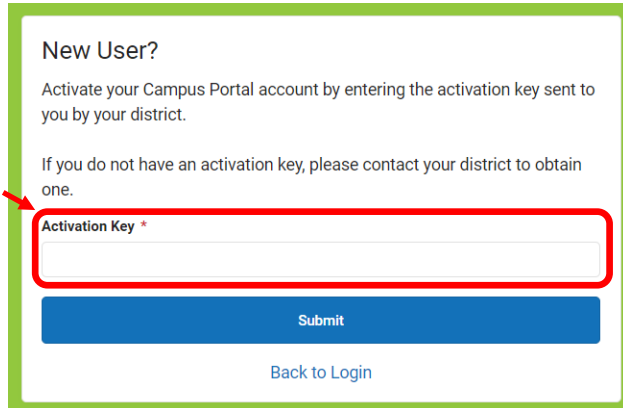


Log in if you have a parent account, or select "New User?" if you do not have an account.



Personalized Student Dashboard (Phase 1)

If you are a new user, you will need to contact the school to get an activation key. This key will be entered in the activation key box of the *New User* screen shown below.



New User?

Activate your Campus Portal account by entering the activation key sent to you by your district.

If you do not have an activation key, please contact your district to obtain one.

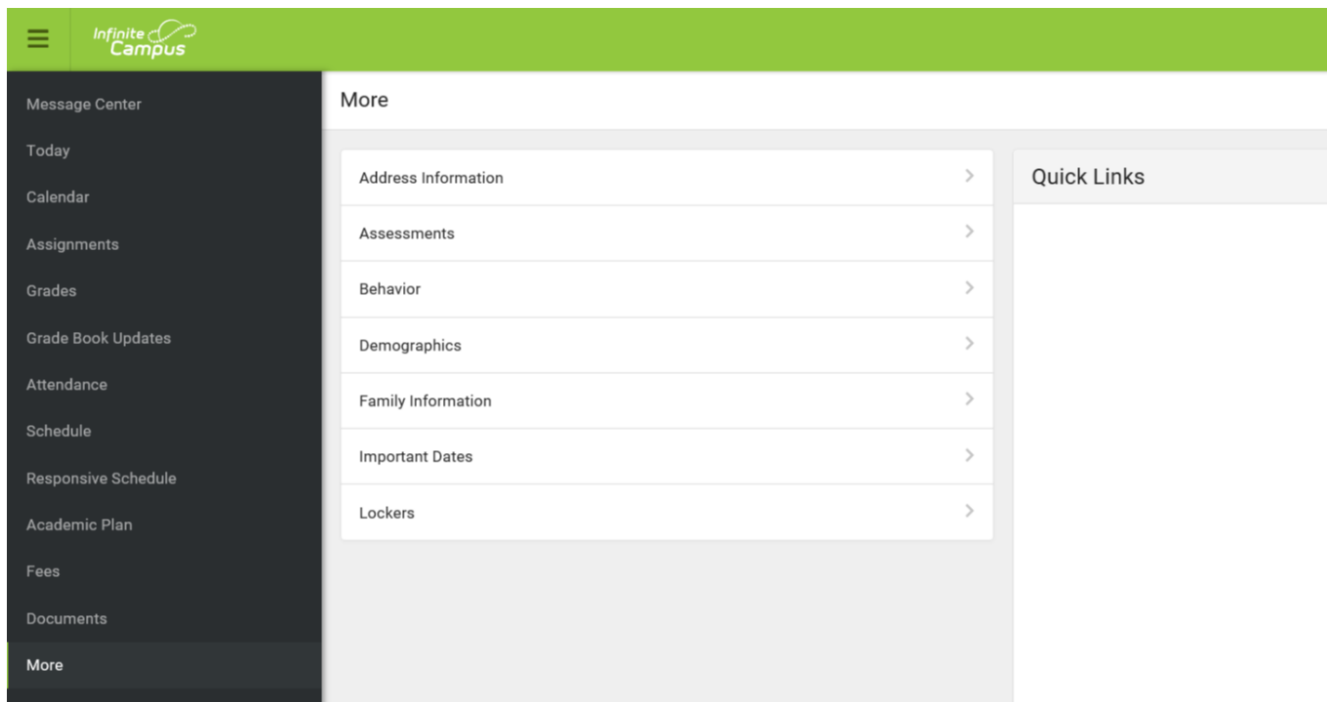
Activation Key *

Submit

[Back to Login](#)

Student Dashboard Home Screen

Once you have a parent account, you will be able to access the student dashboard within Campus Parent. From the Campus Parent home screen (below), select the information you wish to see – your student’s assignments, grades, attendance data, schedule, academic plan, assessment results, behavior data and more.



Message Center

Today

Calendar

Assignments

Grades

Grade Book Updates

Attendance

Schedule

Responsive Schedule

Academic Plan

Fees

Documents

More

More

Address Information >

Assessments >

Behavior >

Demographics >

Family Information >

Important Dates >

Lockers >

Quick Links

Personalized Student Dashboard (Phase 1)

Assignments

Student assignments are displayed in this section, with the focus on the current day. Select an assignment to see when it was assigned, when it is due, the score (when graded), and any teacher comments.

Assignments

Carlos A. Santana

Missing		Current Term		Today
	conju	3 Eng Lang Arts		>
	mul and Divide	3 Mathematics		>
	plants	3 Science		>
	king	3 Social Studies		>
Tuesday 02/09				
	Blues	3 General Music		>
Thursday 03/25				
	blues	3 General Music	100/100 (100%)	>
	tempo	3 General Music	100/100 (100%)	>
	Woodwinds	3 General Music	100/100 (100%)	>

Attendance

The number of student absences and tardies for attendance taking periods within a selected 9 weeks term are displayed. Select a period to see absences/tardies divided by type (e.g., excused or inexcused).

Attendance

Tardies and early dismissals show as an absence when viewing daily attendance. For example, a student arriving 10 minutes late has missed 10 minutes of the school day and will show as an absence on the portal but is calculated as a tardy.

Q1	Q2	Q3	Q4
Term Q4 (03/22 - 05/25)			
COURSE		ABSENT	TARDY
4 Homeroom		2	0 >
Totals		2	0

Personalized Student Dashboard (Phase 1)

Grades

The student's nine weeks' course grades – letter grades and numeric grades – and the corresponding academic standards are shown by course for the selected quarter or the entire year.

Grades

All Terms **Q1** Q2 Q3 Q4

Term Q1 (08/04 - 10/01) Settings ▾

4 Eng Lang Arts —

ELA TERM	B (83.68%) >
Foundational Skills	
Reading Informational Text	
Reading Literature	
Written Expression	
Speaking & Listening	
Progress	

Behavior

If a student has been involved in one or more behavior incidents, the date and time for each specific incident resulting in a discipline response are shown.

Behavior

DATE/TIME	EVENT
03/11/2021 1:58 PM	211 Cutting Class >

Personalized Student Dashboard (Phase 1)

Assessments

Key data from a variety of district, state and national assessments are displayed in this section. For TNReady exams in grades 3-8 and high school End of Course exams, scale scores and proficiency levels are provided. For the Measures of Academic Progress (MAP) assessment, administered three times per year in grades 2-9, scale scores, national percentiles and growth scores are shown for each test administration. English learners are administered the WIDA ACCESS English proficiency exam annually. The scale score and corresponding English proficiency level are shown for each ACCESS test administration. For the ACT college entrance exam, the Composite and subject area (section) scores are reported for each test attempt. For the Civics exam, which students must pass to graduate with a regular high school diploma, the percent correct score is displayed when a student passes the exam.

The example below shows how TNReady and MAP data are displayed. Guidance for interpreting results is provided for each assessment by selecting "Click Here" in the upper left portion of the screen. The boxes outlined in red in this example are just part of the information available in the interpretative guidance.

For more information regarding how to interpret the assessment information presented here, please follow the link below:
[Click Here](#)

NAME	SCORE	RESULT	DATE
TNReady English Language Arts, (TNReadyELA)	314.000	APPROACHING	04/21/2021
TNReady Math, (TNReadyMT)	292.000	BELOW	04/21/2021
TNReady Science, (TNReadySC)	303.000	APPROACHING	04/21/2021
TNReady Social Studies, (TNReadySS)	310.000	APPROACHING	04/21/2021

NAME	SCORE	RESULT	DATE
MAP Reading, (MAPRD) Growth from Start of Year	210.000	48TH %ILE Lo Average	05/6/2021
MAP Reading, (MAPRD) Growth from Start of Year	207.000	47TH %ILE Lo Average	01/19/2021
MAP Reading, (MAPRD) Growth from Start of Year	204.000	51ST %ILE	08/20/2020
MAP Math, (MAPMT) Growth from Start of Year	215.000	54TH %ILE Low	01/26/2021
MAP Math, (MAPMT) Growth from Start of Year	217.000	71ST %ILE	8/25/2020
MAP Math, (MAPMT) Growth from Start of Year	209.000	47TH %ILE Average	2/26/2020

Personalized Student Dashboard (Phase 1)

Academic Plan

The Academic Plan displays the student's assigned academic program and the courses the student has planned to take in each school year. Progress toward that plan, including credits earned, can be monitored over time.

The screenshot shows the 'Academic Plan' interface. At the top, there are buttons for 'Save' and 'Course Plan Report', and a dropdown menu for 'Editing disabled for parents'. Below this, the student's program is listed as '28 Credit (Graduation)' and the counselor as 'SHOWERS, APRIL' with the email 'April.Showers@mnp.org'. The plan is organized by grade level: Grade 9 (8.0 / 7.5), Grade 10 (8.0 / 8.0), Grade 11 (10.0 / 8.0), and Grade 12 (6.0 / 8.5 with a red warning icon). The plan is divided into three subject areas: ENGLISH (4.0 / 4.0), MATHEMATICS (4.0 / 4.0), and SCIENCE (3.0 / 3.0). Each subject area shows a grid of courses for each grade level, with credit requirements and earned credits. For example, in English, Grade 9 requires 1.0/1.0 credits, Grade 10 requires 1.0/1.0, Grade 11 requires 2.0/1.0, and Grade 12 requires 2.0/1.0. Similar grids are shown for Mathematics and Science. Alerts are present for Mathematics and Science, indicating that course requirements for MATH 10, ADD'L LAB SCIENCE, and CHEMISTRY or PHYSICS have not been met. A '2.0 credit overflow to ELECTIVE FOCUS' is noted for English and Mathematics, and a '3.0 credit overflow to ELECTIVE FOCUS' is noted for Science.

Phase 2 Development

During the 2021-22 school year, input from families, educators and other stakeholders will be collected to guide future development of the Personalized Student Dashboard. Surveys and focus groups will be utilized to ensure that reporting is easily understood and useful and to get recommendations for future enhancements. The goal for Phase 2 of the dashboard is to provide enhanced visualizations of student data as well as links to resources for families sometime during the 2021-22 school year.